


The Clear-IT™ Closed Blood Sampling System is an advanced tool designed by Elcam in answer to two common blood sampling needs: ICU Anemia due to blood waste associated with blood sampling, and infections due to exposure of patient's blood system to the atmosphere.

The Clear-IT™ combines an In-Line Reservoir for waste collection and a stopcock with Marvelous™ proprietary handle that enables flushing the line and syringe tip with minimal residual volume.



Benefits

- Simple, cost-effective design
- Intuitive & Easy to use - Minimal training required
- Efficient - Reduces blood waste by reinfusing clearing volume back into the patient
- Safe -
 - Closed in-line design protects patient's blood from exposure to bacteria
 - Continuous line and syringe clearing decreases opportunities for bacterial contamination

In this tipcard we show the use of the Clear-IT™ system with a Marvelous™ stopcock as we believe these two to be an excellent fit that provides the healthcare worker with the best results in needleless blood sampling with minimal residual volume.


However the Clear-IT™ can be successfully used with any sampling port.

1 Basic position



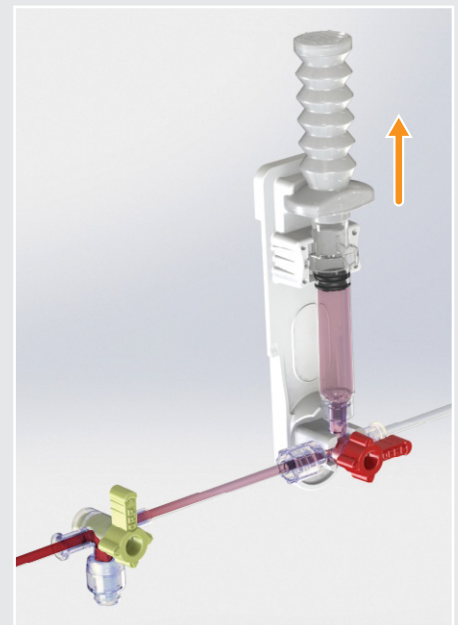
Both Clear-IT™ handle and Marvelous™ stopcock handle in the Monitoring position.

2 Preparing for drawing the clearing volume



Turn Clear-IT™ handle to the Sampling position and the Marvelous™ stopcock handle to the Flushing position.

3 Drawing the clearing volume



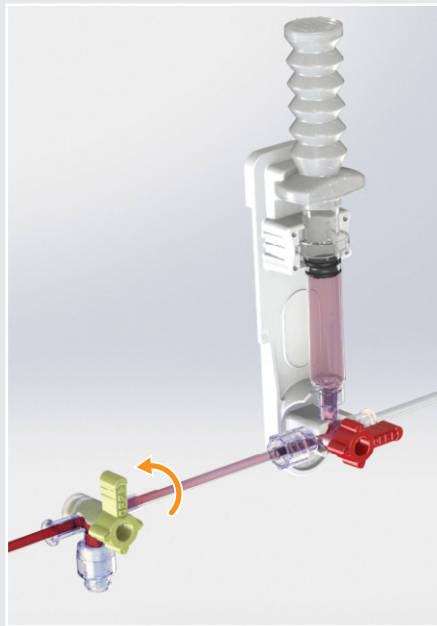
Pull the Clear-IT™ syringe plunger to pull undiluted blood to the sampling port.

4 Taking the blood sample



Turn the Marvelous™ stopcock handle to the Sampling position – attach a syringe to the Marvelous' valve and draw the sample per hospital policy

5 Preparing for reinfusion of clearing volume




Turn Marvelous™ stopcock handle back to Flushing position

6 Reinfusing the clearing volume



Press down the Clear-IT™ syringe plunger

7 Flushing



Turn Clear-IT™ handle to the Flushing position – flush by activating the transducer's Flush device.

8 Line flushed



9 Returning to basic position



Turn both Clear-IT™ handle and Marvelous™ stopcock handle to Monitoring position

Head Office / Manufacturer
Elcam Medical

BarAm 1386000,
Israel
Tel: 972 4 698 8120/1/2
Fax: 972 4 698 0777
sales@elcam.co.il

USA
Elcam Medical Inc.

1 University Plaza, Ste. 511
Hackensack, NJ 07601
Tel: +1 201 4571120
Fax: +1 201 4571125
info@elcam-medical.com

Europe
Elcam Medical Europe

Via Emilia Romagna 15,
41012 Carpi (Modena) Italy
Tel: +39 059 697710
Fax: +39 059 697705
sales.eu@elcam-medical.com

China
Elcam China Office

Room 3309, Jinhai Mansion
No. 89 of Anshun Road,
Shanghai, PRC. Zip: 200051
Tel: +86 21 62829967
Fax: +86 21 62829967
johnliu02@126.com